
















Natural Keyboard Shortcuts

You can use the following keyboard shortcuts with a Microsoft[®] Natural Keyboard, or any other compatible keyboard that includes the Windows logo key () and the Application key ()

Press	To
	Display or hide the Start menu
 +BREAK	Display the System Properties dialog box
 +D	Show the desktop
 +M	Minimize all windows
 +Shift+M	Restores minimized windows
 +E	Open My Computer
 +F	Search for a file or folder
CTRL+  +F	Search for computers
 +F1	Display Microsoft [®] Windows Help
 + L	Lock your computer if you are connected to a network domain, or switch users if you are not connected to a network domain
 +R	Open the Run dialog box
	Display the shortcut menu for the selected item
 +U	Open Utility Manager